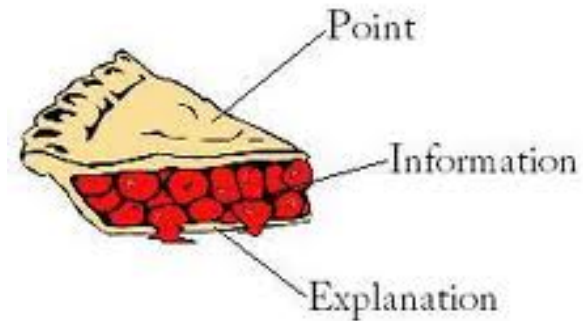
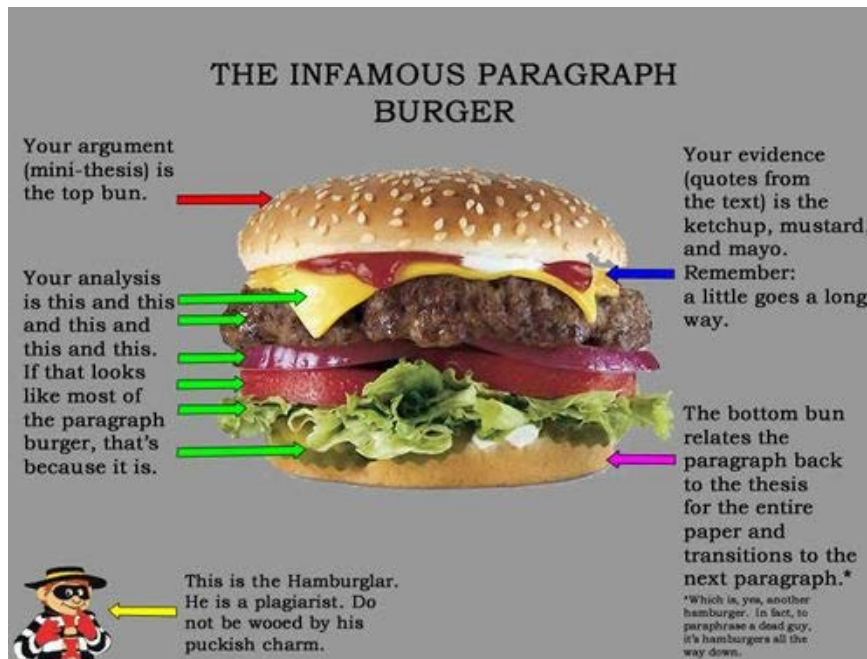


DEVELOPING STRONG, ELOQUENT PARAGRAPHS

UWC Writing Workshop
Spring 2014

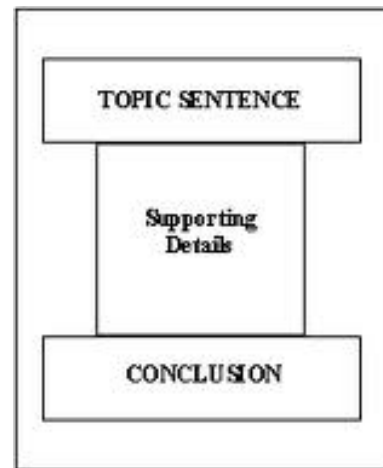
PARAGRAPH STRUCTURE? DEVELOPMENT?

○ Think of food....

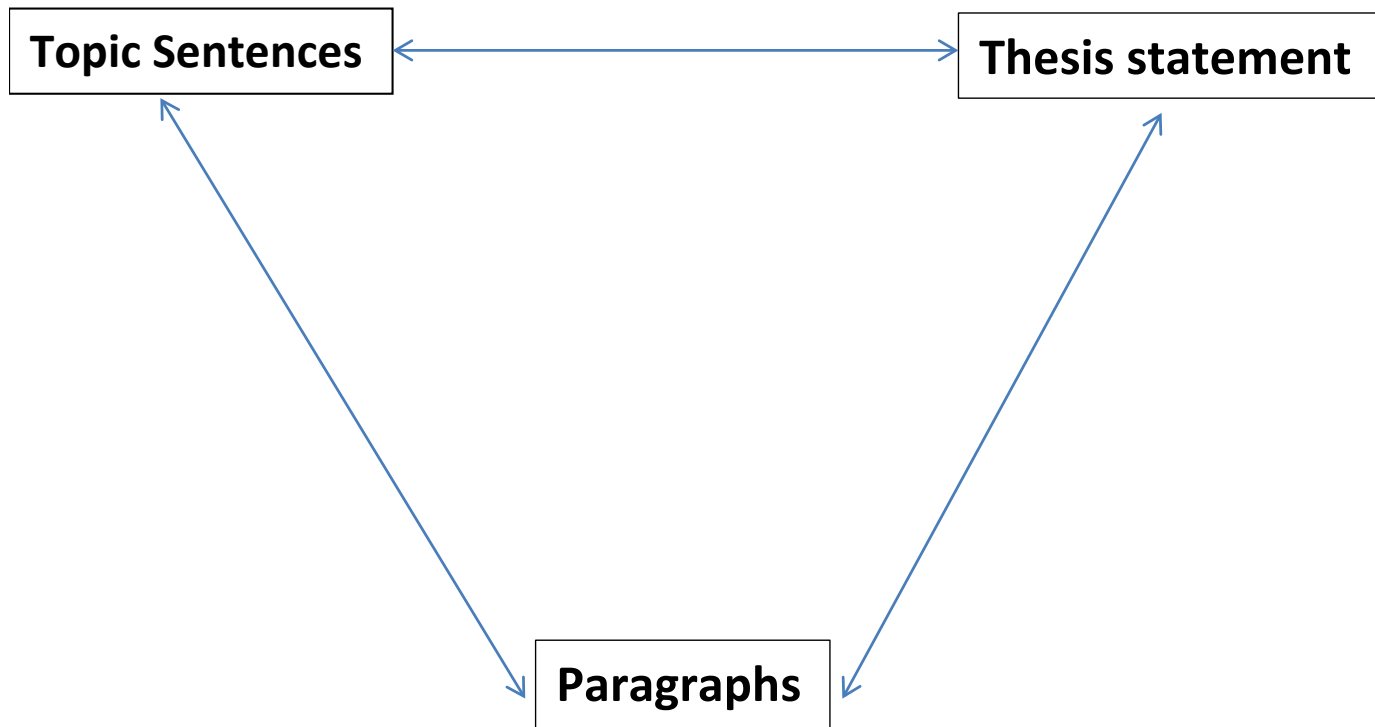


PARAGRAPH STRUCTURE? DEVELOPMENT?

- ◉ What do you know about paragraphs? How should they be structured and developed?
- ◉ What do you wish to learn/take with you from this workshop today?



HOW ARE THESE CONCEPTS RELATED TO ONE ANOTHER?



WHAT IS A PARAGRAPH?

- Paragraphs are the building blocks of a paper. A paragraph will:
 - Consist of several sentences that are grouped together
 - Discuss one main subject/idea in detail and aid the development of an overall topic for the essay
 - May vary in length depending on the purpose of the paragraph
- A paragraph usually consists of three parts. The basic paragraph format will help you to write and organize a paragraph and make each paragraph lead to the next.

PART OF A PARAGRAPH

1. Topic Sentence: the main idea of each paragraph; will show how the idea relates to the thesis statement or overall focus of the paper; generally the first sentence of each paragraph and each sentence that follows will support it.
2. Supporting Details: elaborate upon and prove the topic sentence; supporting details should be drawn from a variety of sources and based on research, experience, etc., plus the writer's own analysis.
 - Different supports include:
 - Expert Opinion
 - Facts and Statistics
 - Personal Experience
 - Research Studies
 - Interviews
 - **Make sure to keep in mind that some supports may not work for certain assignments!!**

PARTS OF A PARAGRAPH (CONT'D)

3. Concluding Sentence: final statement that ties together the ideas brought up in the paragraph and emphasizes the main idea. If the essay is longer, it could help serve as a transition to the ideas of the next paragraph.

PARAGRAPH STRUCTURE: AT A GLANCE!

- ◉ Read through the following paragraph and mark/highlight the 3 different parts of a paragraph:

Maintaining a healthy lifestyle requires eating a nutritious diet and getting regular exercise. A nutritious diet includes eating a variety of foods from each of the four food groups: meat, dairy, fruits and vegetables, and grains. Regular exercise is also an essential part of keeping a healthy lifestyle. Most experts recommend exercising at least thirty minutes a day, six days a week. These two aspects, eating a healthy diet and exercising on a regular basis, will maintain a healthy lifestyle.

WHAT DO I DO IF MY PARAGRAPH IS...

○ Too Short?-

- Examples and Illustrations
- Narration
- Description
- Process
- Comparison/Contrast
- Analogy
- Cause and Effect
- Classification and Division
- Analysis
- Definition

WHAT DO I DO IF MY PARAGRAPH IS...

○ Too Long?-

- In the following paragraph, there are two sentences that diminish development. Underline them in the paragraph below.

(1) Although many people scorn the idea of keeping a pet fish because of its lack of emotional response, there are actually quite a few advantages to keeping such a pet. (2) First of all, a fish will never leave its aquarium. (3) Related to this, the second advantage of having a fish is that it is incapable of doing any bodily damage to the owner. (4) Perhaps fish are not very emotional, but it is wise to first look at the positive aspects of having one before making a final judgment on their worth in the home.

WHAT DO I DO IF MY PARAGRAPH IS...

◉ Not Clear?-

- Repetition: repeat key words to emphasize the main idea
- Pronouns: use pronouns and antecedents to form connections between sentences and avoid unnecessary repetition
- Parallel Structure: repeat sentence structure to emphasize connections
- Synonyms: use words that are close in meaning to refer back to preceding words/phrases
- Transitional Expressions: use transitional words and phrases to link one idea with another and show the relationship between them

WHAT DO I DO IF MY PARAGRAPH IS...

○ Not Organized?-

- Chronological Organization: often used to describe a series of events, steps, or observations
- Spatial Organization: presents details as they appear to a viewer: from top to bottom, outside to inside, east to west, etc.
- General-to-Specific Organization: starts with a general topic sentence to give the main idea, then gives specifics to elaborate on the idea
- Specific-to-General Organization: specific details lead up to a general topic sentence at the end of the paragraph as a conclusion; used when preparing readers for a revelation

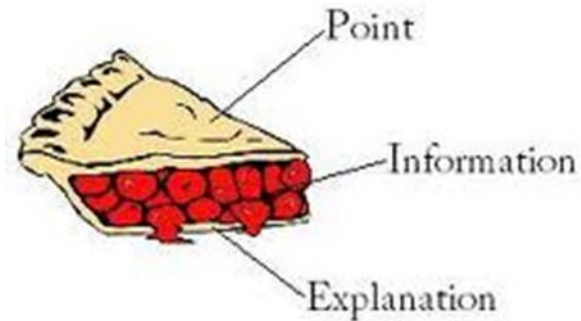
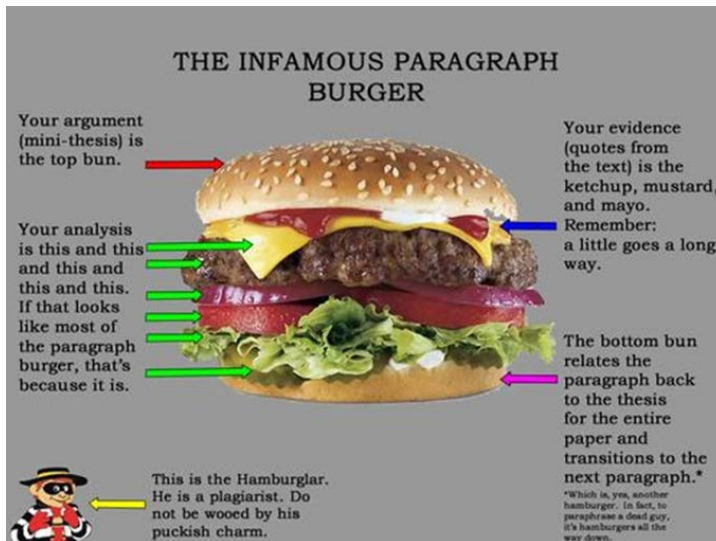
ANOTHER WAY TO THINK ABOUT IT...

- ◉ <https://itunes.apple.com/us/itunes-u/words-to-wise-georgia-writers/id531366316>



ALSO REMEMBER...

- ◉ When you think of paragraphs, think of **FOOD!!!!**



ANY QUESTIONS?

- ◉ *Remember that the UWC is always here to help you!*
- ◉ 678-839-6513
- ◉ writing@westga.edu
- ◉ TLC 1201 (First floor, past the snacks)
- ◉ www.westga.edu/writing
- ◉ Like us on Facebook: University Writing Center (UWG)