

BanWeb

How to Register

Log onto your MyUWG account.

Link: myuwg.westga.edu

Enter your username and password.



myUWG Login

Welcome to myUWG

The Student Web Portal for The University of West Georgia

Sign in to myUWG to register for classes, check your grades, see your financial aid, sign up for housing, Microsoft software, check out upcoming events, campus news, and more.

Get Access to External Resources

- > [SSC_Campus \(Gradesfirst\)](#)
- > [UWG Scholarship Portal](#)
- > [Gmail](#)

[Pay Your Fees](#)

UWG ID

alualen

Password

.....

By logging in to this site I agree to adhere to all policies governing the appropriate use of University of West Georgia resources.

Users are strongly encouraged to consult the [UWG Computer & Network Acceptable Use Policy](#).

LOGIN

Trouble Logging In?

[Lookup UWG ID](#)

Make sure you have Set your UWG ID password and your Self-Service Reset Questions.

[Reset your UWG ID](#)

[Details on the UWG ID](#)

BanWeb Tab

Faculty & Staff

Home / myUWG / Faculty & Staff

Main My Campus Banweb My Courses External Resources TechNet Support



Work West

- [Work West Bulletin](#)
- [Main Events Calendar](#)
- [Faculty and Staff Meetings and Trainings Calendar](#)
- [Work West Employee Toolkit](#)




Campus Services

- [Information Technology Services](#)
- [Publications & Printing](#)
- [Human Resources](#)
- [Travel Services](#)
- [Facilities Service Request](#)

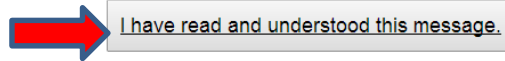


Application Portals

- [UWG ID Self Service](#)
- [ADP Login](#)
- [Banner](#)
- [BanWeb](#) 
- [ePAR](#)

Click “I have read and understood this message.”.

Fall 2018 Charges are due by July 27, 2018



Click “Student Services & Financial Aid”.




The screenshot shows a web application interface with a navigation menu. At the top, there are two tabs: "Personal Information" and "Student Services & Financial Aid". Below the tabs is a search bar with the text "Search" and a "Go" button. In the top right corner, there are links for "SITE MAP" and "HELP EXIT". The main content area is titled "Main Menu" and contains a list of menu items, each with a folder icon and a description. A red arrow points to the "Student Services & Financial Aid" item. The footer contains the text "RELEASE: 8.8.1" and "© 2018 Ellucian Company L.P. and its affiliates."

Personal Information **Student Services & Financial Aid**

Search

[SITE MAP](#) [HELP EXIT](#)

Main Menu

-  **Personal Information**
View or update your address(es), phone number(s), e-mail address(es), emergency contact information, & marital status; View name change & social security number change information; Change your PIN; Customize your directory profile .
-  **Student Services & Financial Aid**
Apply for Admission; Register; View your academic records and Financial Aid
- Wolf Watch**
Advising Tracking and Degree Audit
-  **Admissions Menu**
Register for Orientation; Check Immunization; Change enrollment term
- Transfer Articulation**
- Student Transfer Evaluation**
- Who is my advisor ?**
- Campus Carry**

RELEASE: 8.8.1

© 2018 Ellucian Company L.P. and its affiliates.


Click on “Registration & Fee Payment”.

Personal Information **Student Services & Financial Aid**

Search

[RETURN TO MENU](#) [SITE MAP](#) [HELP EXIT](#)

Student Services & Financial Aid



[Registration & Fee Payment](#)

Check your registration status; Add / drop / withdraw from classes; Select variable credits, grading modes, or levels; Display your class schedule; Pay Fees.

[Student Records](#)

View your holds; Display your grades and transcripts; Review charges and payments; Review and Register for Regents Exam .

[Financial Aid](#)

Apply for Financial Aid; Review the status of your financial aid applications; Check status of document requirements; Review loans.

[Housing And Meal Plans](#)

Housing And Meal Plans

[Short Term Loan](#)

To apply for an Emergency Short Term Loan.

[Student Account](#)

Student Account

[Immunization Status](#)

Immunization Status

[Request Official Transcript](#)

[Readmission](#)

Status updates for former students who have been absent for 3 semesters and who have submitted an Application for Readmission.

[Graduation Application](#)

Apply for Graduation

[Setup Payment Plan](#)

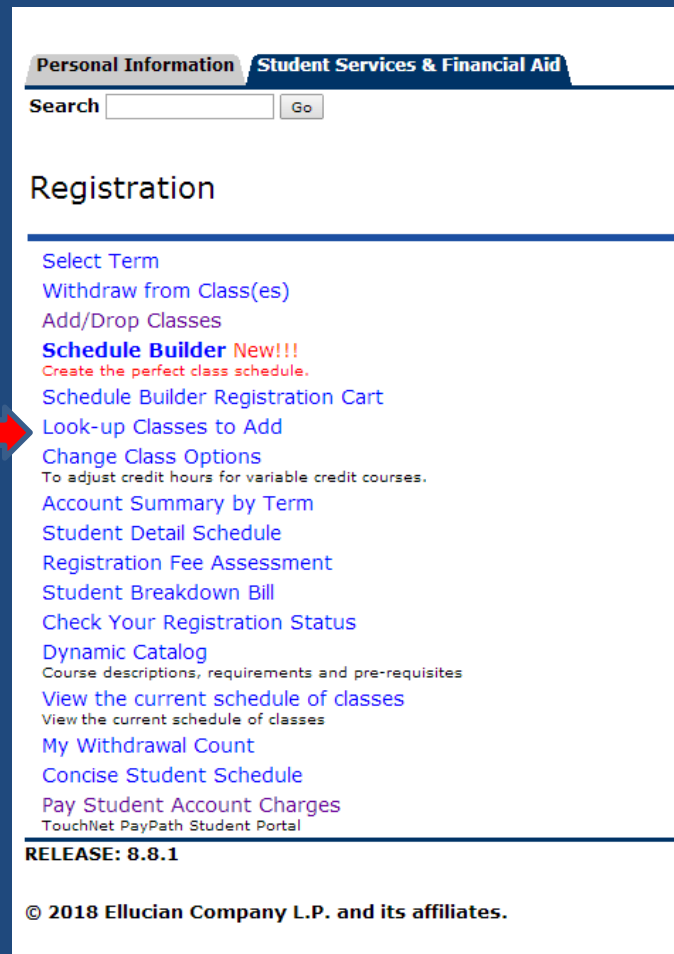
[Wolf Watch](#)

Advising Tracking and Degree Audit

RELEASE: 8.8.1

© 2018 Ellucian Company L.P. and its affiliates.

You may search for classes.




The screenshot shows a student portal interface. At the top, there are two tabs: 'Personal Information' and 'Student Services & Financial Aid'. Below the tabs is a search bar with the text 'Search' and a 'Go' button. The main heading is 'Registration'. A list of navigation links follows, including 'Select Term', 'Withdraw from Class(es)', 'Add/Drop Classes', 'Schedule Builder New!!!' (with a sub-link 'Create the perfect class schedule.'), 'Schedule Builder Registration Cart', 'Look-up Classes to Add' (highlighted with a red arrow), 'Change Class Options' (with a sub-link 'To adjust credit hours for variable credit courses.'), 'Account Summary by Term', 'Student Detail Schedule', 'Registration Fee Assessment', 'Student Breakdown Bill', 'Check Your Registration Status', 'Dynamic Catalog' (with a sub-link 'Course descriptions, requirements and pre-requisites'), 'View the current schedule of classes' (with a sub-link 'View the current schedule of classes'), 'My Withdrawal Count', 'Concise Student Schedule', and 'Pay Student Account Charges' (with a sub-link 'TouchNet PayPath Student Portal'). At the bottom, there is a 'RELEASE: 8.8.1' notice and a copyright notice: '© 2018 Ellucian Company L.P. and its affiliates.'

Personal Information Student Services & Financial Aid

Search Go

Registration

- Select Term
- Withdraw from Class(es)
- Add/Drop Classes
- Schedule Builder New!!!**
Create the perfect class schedule.
- Schedule Builder Registration Cart
-  Look-up Classes to Add
- Change Class Options
To adjust credit hours for variable credit courses.
- Account Summary by Term
- Student Detail Schedule
- Registration Fee Assessment
- Student Breakdown Bill
- Check Your Registration Status
- Dynamic Catalog
Course descriptions, requirements and pre-requisites
- View the current schedule of classes
View the current schedule of classes
- My Withdrawal Count
- Concise Student Schedule
- Pay Student Account Charges
TouchNet PayPath Student Portal

RELEASE: 8.8.1

© 2018 Ellucian Company L.P. and its affiliates.


Search by Term


Personal Information **Student Services & Financial Aid**

Search

Select Term or Date Range

Search by Term:



RELEASE: 8.7.2.4 

© 2013 Ellucian Company L.P. and its affiliates.


Look-Up Classes to Add

Select the department of the class you are searching for.

Personal Information **Student Services & Financial Aid**

Search

Look-Up Classes to Add:

 Use the selection options below to search the class schedule for the term displayed above. search.

Subject:
BIOL - Biology
BUSA - Business
CHEM - Chemistry
COMM - Communications
CMWL - Community Wellness
CISM - Computer Information Systems
CS - Computer Science
CEPD - Counseling & Educ Psych
CRIM - Criminology

RELEASE: 8.7.2.4

© 2018 Ellucian Company L.P. and its affiliates.

You may view sections being offered.

Personal Information **Student Services & Financial Aid**

Search

Look-Up Classes to Add:

Summer Semester 2018

Criminology

1100	Intro to Criminal Justice	View Sections
2000	Survey of Criminology	View Sections
2245	Juvenile Delinquency	View Sections
2272	Intro to Law Enforcement	View Sections
2273	Criminal Procedure	View Sections
2274	American Criminal Courts	View Sections
2275	Introduction to Corrections	View Sections
3240	Criminological Theory	View Sections
3241	Corrections	View Sections
3242	Drug Abuse	View Sections
3333	Victimology	View Sections
3411	Criminal Investigations	View Sections
3705	Criminal Profiling	View Sections




Select the courses you wish to add.

Personal Information **Student Services & Financial Aid**

Search [RETURN TO MENU](#) [SITE MAP](#) [HELP EXIT](#)

Look-Up Classes to Add:


 To register for classes, check the box in front of the CRN and click Register or Add to Worksheet.

Option Result Codes
C = Closed
NR = Not available for registration
SR = [Student Restrictions](#)
FR = [Faculty Restrictions](#)

Sections Found

Select	CRN	Subj	Crse	Sec	Cmp	Cred	Title	Days	Time	Instructor	Date (MM/DD)	Location
<input type="checkbox"/>	50304	CRIM	4000	E01	NET	3.000	Research Methodology		TBA	Vanessa Woodward Griffin (P)	05/31-06/25	Intnet - INTERNET BASED COURSE

Campus: Distance Learning Technology
Instructional Method: Entirely at a distance (E)
Course taught 100% online using CourseDen and no face-to-face meetings. Students must have Internet access. Students should check CourseDen on the first day of class for assignments. If you have trouble logging into CourseDen or cannot see your section, please contact UWG Online at 678-839-6248, or visit their website at uwgonline.westga.edu.



Registering for Classes

[Personal Information](#) [Student Services & Financial Aid](#)

Search

Registration

- [Select Term](#)
- [Withdraw from Class\(es\)](#)
- [Add/Drop Classes](#)
- [Schedule Builder **New!!!**](#)
Create the perfect class schedule.
- [Schedule Builder Registration Cart](#)
- [Look-up Classes to Add](#)
- [Change Class Options](#)
To adjust credit hours for variable credit courses.
- [Account Summary by Term](#)
- [Student Detail Schedule](#)
- [Registration Fee Assessment](#)
- [Student Breakdown Bill](#)
- [Check Your Registration Status](#)
- [Dynamic Catalog](#)
Course descriptions, requirements and pre-requisites
- [View the current schedule of classes](#)
View the current schedule of classes
- [My Withdrawal Count](#)
- [Concise Student Schedule](#)
- [Pay Student Account Charges](#)
TouchNet PayPath Student Portal

RELEASE: 8.8.1


Add the CRN#s to the Worksheet.

Add Classes Worksheet

CRNs


Add Classes Worksheet

CRNs



Successful Registration

Add/Drop Classes:

 Use this interface to add or drop classes for the selected term. If you have already registered for the term, those classes will appear in the Current Schedule section. Additional classes may be added in the Add Class Worksheet. The Number (CRN) in the Add Class worksheet at the bottom of this page. Classes may be dropped by using the options available in the Action field of your Current schedule. If no options are listed in the Action field then the class may be added to the SCOOP for more information regarding add/drop dates. When you are finished, you must click Submit Changes to confirm your add/drop.

If you are unsure of which classes to add, click Class Search to review the class schedule. If you have selected a class which can be taken for variable credit hours and you would like to change your registered credit hours, you can do so on the screen. For step-by-step directions, go to [How to Change Credit Hours for Variable Credit Classes during Registration Period](#).

If you wish to register for an independent study course, complete the [Directed Readings, Independent Study, Internship, Variable Credit Approval Form](#), and speak with your instructor.

If you wish to register for a course with a Drop Course Status, two or more sections of the same course number, or you wish to audit a course, you must contact the Registrar's Office at registrar@westga.edu

You are responsible for reading [Drop / Add / Withdrawal Policies](#).

Please note important changes to the Fall 2015 Drop/Add dates. Beginning Fall 2015 there will be 3 days of Open Drop and 4 days of Open Add for Full Term and Session I courses. Please visit the [SCOOP](#) for specific dates.

Current Schedule

Status	Action	CRN	Subj	Crse	Sec	Level	Cred	Grade Mode
Web Registered on May 03, 2018		50296	CRIM	3240	E01	Undergraduate-Semester System	3.000	Undergrad. Standard Letter

Campus: Distance Learning Technology

Instructional Method: Entirely at a distance (E)

Course taught 100% online using CourseDen and no face-to-face meetings. Students must have Internet access. Students should check CourseDen on the first day of class for assignments. If you cannot see your section, please contact UWG Online at 678-839-6248, or visit their website at uwgonline.westga.edu.

Total Credit Hours: 3.000

Billing Hours: 3.000

Minimum Hours: 0.000

Maximum Hours: 12.000

Date: Jun 11, 2018 09:20 am

Drop or Withdraw from a course via Banweb

Current Schedule


Status	Action	CRN	Subj	Crse	Sec	Level	Cred	Grade	Mode	Title
Web Registered on Jun 11, 2018	 DROP via WEB ▾	80874	CRIM	1100	E01	Undergraduate-Semester System	3.000	Undergrad.	Standard Letter	Intro to Criminal Justice

Campus: Distance Learning Technology
Instructional Method: Entirely at a distance (E)
100% online course

Total Credit Hours: 3.000
Billing Hours: 3.000
Minimum Hours: 0.000
Maximum Hours: 12.000
Date: Jun 11, 2018 09:28 am

Add Classes Worksheet

CRNs

 Submit Changes

Class Search

Reset